




# Krantiguru Shyamji Krishna Verma Kachchh University

## Department Wise Course Wise Intake Detail

(UD01) - DEPARTMENT OF GUJARATI

Sr	Total Intake	SC	ST	SEBC	General	EWS	TFW
1 2018 MASTER OF ARTS (GUJARATI) (JUNE-2016)	60	4	9	15	32	0	
Total Intake 2018	60	4	9	15	32	0	
1 2019 MASTER OF ARTS (GUJARATI) (JUNE-2016)	75	5	11	19	32	8	
Total Intake 2019	75	5	11	19	32	8	
1 2020 MASTER OF ARTS (GUJARATI) (JUNE-2016)	75	5	11	19	32	8	
Total Intake 2020	75	5	11	19	32	8	
1 2021 MASTER OF ARTS (GUJARATI) (JUNE-2016)	75	5	11	19	32	8	
Total Intake 2021	75	5	11	19	32	8	
1 2022 MASTER OF ARTS (GUJARATI) (JUNE-2016)	75	5	11	19	32	8	
Total Intake 2022	75	5	11	19	32	8	
1 2023 MASTER OF ARTS (GUJARATI) (JUNE-2016)	75	5	11	19	32	8	
Total Intake 2023	75	5	11	19	32	8	
1 2024 MASTER OF ARTS (GUJARATI) (JUNE-2016)	75	5	11	19	32	8	
Total Intake 2024	75	5	11	19	32	8	
Total Intake	510	34	75	129	224	48	

  
HEAD  
Dept. of Gujarati  
KSKV Kachchh University  
Bhuj-Kachchh  
Page 1 of 1

i



# Krantiguru Shyamji Krishna Verma Kachchh University

## Department Wise Course Wise Intake Detail

(UD02) - DEPARTMENT OF SANSKRIT

Sr	Total Intake	SC	ST	SEBC	General	EWS	TFW
1 2018 MASTER OF ARTS (SANSKRIT) (JUNE-2016)	60	4	9	15	32	0	
Total Intake 2018	60	4	9	15	32	0	
1 2019 MASTER OF ARTS (SANSKRIT) (JUNE-2016)	75	5	11	19	32	8	
Total Intake 2019	75	5	11	19	32	8	
1 2020 MASTER OF ARTS (SANSKRIT) (JUNE-2016)	75	5	11	19	32	8	
Total Intake 2020	75	5	11	19	32	8	
1 2021 MASTER OF ARTS (SANSKRIT) (JUNE-2016)	75	5	11	19	32	8	
Total Intake 2021	75	5	11	19	32	8	
1 2023 MASTER OF ARTS (SANSKRIT) (JUNE-2016)	75	5	11	19	32	8	
Total Intake 2023	75	5	11	19	32	8	
1 2024 MASTER OF ARTS (SANSKRIT) (JUNE-2016)	75	5	11	19	32	8	
Total Intake 2024	75	5	11	19	32	8	
Total Intake	435	29	64	110	192	40	

*Siveti k.m.*  
NEAD  
Dept. of Sanskrit  
KSKV Kachchh University  
Bhuj-Kachchh





Department Wise Course Wise Intake Detail

(UD03) - DEPARTMENT OF ENGLISH

Sr	Total Intake	SC	ST	SEBC	General	EWS	TFW
1 2018 MASTER OF ARTS (ENGLISH) (JUNE-2016)	60	4	9	15	32	0	
Total Intake 2018	60	4	9	15	32	0	
1 2019 MASTER OF ARTS (ENGLISH) (JUNE-2016)	75	5	11	19	32	8	
Total Intake 2019	75	5	11	19	32	8	
1 2020 MASTER OF ARTS (ENGLISH) (JUNE-2016)	75	5	11	19	32	8	
Total Intake 2020	75	5	11	19	32	8	
1 2021 MASTER OF ARTS (ENGLISH) (JUNE-2016)	75	5	11	19	32	8	
Total Intake 2021	75	5	11	19	32	8	
1 2022 MASTER OF ARTS (ENGLISH) (JUNE-2016)	75	5	11	19	32	8	
Total Intake 2022	75	5	11	19	32	8	
1 2023 MASTER OF ARTS (ENGLISH) (JUNE-2016)	75	5	11	19	32	8	
Total Intake 2023	75	5	11	19	32	8	
1 2024 MASTER OF ARTS (ENGLISH) (JUNE-2016)	75	5	11	19	32	8	
Total Intake 2024	75	5	11	19	32	8	
Total Intake	510	34	75	129	224	48	

  
HEAD  
Department of English  
KSKV Kachchh University  
Page 1 of 1 Kachchh





# Krantiguru Shyamji Krishna Verma Kachchh University

## Department Wise Course Wise Intake Detail

### (UD04) - DEPARTMENT OF ECONOMICS

Sr	Total Intake	SC	ST	SEBC	General	EWS	TFW
1 2018 MASTER OF ARTS (ECONOMICS) (JUNE-2016)	75	5	11	19	32	8	
Total Intake 2018	75	5	11	19	32	8	
1 2019 MASTER OF ARTS (ECONOMICS) (JUNE-2016)	75	5	11	19	32	8	
Total Intake 2019	75	5	11	19	32	8	
1 2020 MASTER OF ARTS (ECONOMICS) (JUNE-2016)	75	5	11	19	32	8	
Total Intake 2020	75	5	11	19	32	8	
1 2021 MASTER OF ARTS (ECONOMICS) (JUNE-2016)	75	5	11	19	32	8	
Total Intake 2021	75	5	11	19	32	8	
1 2022 MASTER OF ARTS (ECONOMICS) (JUNE-2016)	75	5	11	19	32	8	
Total Intake 2022	75	5	11	19	32	8	
1 2023 MASTER OF ARTS (ECONOMICS) (JUNE-2016)	75	5	11	19	32	8	
Total Intake 2023	75	5	11	19	32	8	
1 2024 MASTER OF ARTS (ECONOMICS) (JUNE-2016)	75	5	11	19	32	8	
Total Intake 2024	75	5	11	19	32	8	
Total Intake	525	35	77	133	224	56	







## Department Wise Course Wise Intake Detail

### (UD05) - DEPARTMENT OF COMMERCE AND MANAGEMENT

Sr			TotalIntake	SC	ST	SEBC	General	EWS	TFW
1	2018	MASTER OF BUSINESS ADMINISTRATION (INTEGRATED) (JUNE-2016)	60	4	9	16	31	0	
2	2018	MASTER OF BUSINESS ADMINISTRATION (REGULAR) (JUNE-2016)	60	4	9	16	31	0	
3	2018	MASTER OF COMMERCE (JUNE-2016)	120	8	18	32	62	0	0
Total Intake 2018			240	16	36	64	124	0	0
1	2019	MASTER OF BUSINESS ADMINISTRATION (INTEGRATED) (JUNE-2016)	75	5	11	20	31	8	
2	2019	MASTER OF BUSINESS ADMINISTRATION (REGULAR) (JUNE-2016)	75	5	11	20	31	8	
3	2019	MASTER OF COMMERCE (JUNE-2016)	150	11	22	41	61	15	0
Total Intake 2019			300	21	44	81	123	31	0
1	2020	MASTER OF BUSINESS ADMINISTRATION (INTEGRATED) (JUNE-2016)	75	5	11	20	31	8	
2	2020	MASTER OF BUSINESS ADMINISTRATION (REGULAR) (JUNE-2016)	48	3	7	12	23	0	3
3	2020	MASTER OF COMMERCE (JUNE-2016)	150	11	22	41	61	15	0
Total Intake 2020			273	19	40	73	115	23	3
1	2021	MASTER OF BUSINESS ADMINISTRATION (INTEGRATED) (JUNE-2016)	100	7	15	22	41	10	
2	2021	MASTER OF BUSINESS ADMINISTRATION (REGULAR) (JUNE-2016)	48	3	7	12	23	0	3
3	2021	MASTER OF COMMERCE (JUNE-2016)	150	11	22	41	61	15	0
Total Intake 2021			298	21	44	75	125	25	3
1	2022	MASTER OF BUSINESS ADMINISTRATION (INTEGRATED) (JUNE-2016)	100	7	15	22	41	10	

## (UD05) - DEPARTMENT OF COMMERCE AND MANAGEMENT

Sr			Total Intake	SC	ST	SEBC	General	EWS	TFW
2	2022	MASTER OF BUSINESS ADMINISTRATION (REGULAR) (JUNE-2016)	59	4	8	15	23	6	3
3	2022	MASTER OF COMMERCE (JUNE-2016)	225	16	34	61	91	23	0
Total Intake 2022			384	27	57	98	155	39	3
1	2023	MASTER OF BUSINESS ADMINISTRATION (INTEGRATED) (JUNE-2023) (NEP BASED)	100	7	15	22	41	10	
2	2023	MASTER OF BUSINESS ADMINISTRATION (REGULAR) (JUNE-2016)	59	4	8	15	23	6	3
3	2023	MASTER OF COMMERCE (JUNE 2023)	225	16	34	61	91	23	0
Total Intake 2023			384	27	57	98	155	39	3
1	2024	MASTER OF BUSINESS ADMINISTRATION (INTEGRATED) (JUNE-2023) (NEP BASED)	150	11	22	41	61	15	
2	2024	MASTER OF BUSINESS ADMINISTRATION (REGULAR) (JUNE-2016)	59	4	8	15	23	6	3
3	2024	MASTER OF COMMERCE (JUNE 2023)	225	16	34	61	91	23	0
Total Intake 2024			434	31	64	117	175	44	3
Total Intake			2313	162	342	606	972	201	15

*P.S. Hibari*

HEAD  
Department of Commerce  
KSKV Kachchh University  
Bhuj-Kachchh



# Krantiguru Shyamji Krishna Verma Kachchh University

## Department Wise Course Wise Intake Detail

### (UD06) - DEPARTMENT OF EARTH AND ENVIRONMENTAL SCIENCE

Sr			Total Intake	SC	ST	SEBC	General	EWS	TFW
1	2018	MASTER OF SCIENCE (ENVIRONMENTAL SCIENCE) (JUNE-2016)	60	4	9	16	31	0	
2	2018	MASTER OF SCIENCE (GEOLOGY) (JUNE-2016)	60	4	9	16	31	0	
Total Intake 2018			120	8	18	32	62	0	
1	2019	MASTER OF SCIENCE (APPLIED GEOLOGY) (JUNE-2019)	75	5	11	20	31	8	
2	2019	MASTER OF SCIENCE (ENVIRONMENTAL SCIENCE) (JUNE-2016)	75	5	11	20	31	8	
3	2019	MASTER OF SCIENCE (GEOLOGY) (JUNE-2016)	75	5	11	20	31	8	
Total Intake 2019			225	15	33	60	93	24	
1	2020	MASTER OF SCIENCE (APPLIED GEOLOGY) (JUNE-2019)	75	5	11	20	31	8	
2	2020	MASTER OF SCIENCE (ENVIRONMENTAL SCIENCE) (JUNE-2016)	75	5	11	20	31	8	
3	2020	MASTER OF SCIENCE (GEOLOGY) (JUNE-2016)	75	5	11	20	31	8	
Total Intake 2020			225	15	33	60	93	24	
1	2021	MASTER OF SCIENCE (APPLIED GEOLOGY) (JUNE-2019)	75	5	11	20	31	8	
2	2021	MASTER OF SCIENCE (ENVIRONMENTAL SCIENCE) (JUNE-2016)	75	5	11	20	31	8	
3	2021	MASTER OF SCIENCE (GEOLOGY) (JUNE-2016)	75	5	11	20	31	8	
Total Intake 2021			225	15	33	60	93	24	
1	2022	MASTER OF SCIENCE (ENVIRONMENTAL SCIENCE) (JUNE-2016)	75	5	11	20	31	8	
2	2022	MASTER OF SCIENCE (GEOLOGY) (JUNE-2016)	75	5	11	20	31	8	

(UD06) - DEPARTMENT OF EARTH AND ENVIRONMENTAL SCIENCE

Sr	TotalIntake	SC	ST	SEBC	General	EWS	TFW
Total Intake 2022	150	10	22	40	62	16	
1 2023 MASTER OF SCIENCE (GEOLOGY)-(JUNE 2023)	75	5	11	20	31	8	
Total Intake 2023	75	5	11	20	31	8	
1 2024 MASTER OF SCIENCE (GEOLOGY)-(JUNE 2023)	75	5	11	20	31	8	
Total Intake 2024	75	5	11	20	31	8	
Total Intake	1095	73	161	292	465	104	



**Head**  
**Department Of Earth & Environmental Science,**  
**K.S.K.V. Kachchh University**  
**Bhuj-Kachchh-370001**



## Department Wise Course Wise Intake Detail

(UD07) - DEPARTMENT OF EDUCATION

Sr	TotalIntake	SC	ST	SEBC	General	EWS	TFW
1 2018 MASTER OF EDUCATION (JUNE-2020)	55	4	8	14	24	5	
Total Intake 2018	55	4	8	14	24	5	
1 2019 MASTER OF EDUCATION (JUNE-2020)	55	4	8	14	24	5	
Total Intake 2019	55	4	8	14	24	5	
1 2020 MASTER OF EDUCATION (JUNE-2020)	55	4	8	14	24	5	
Total Intake 2020	55	4	8	14	24	5	
1 2021 MASTER OF EDUCATION (JUNE-2020)	55	4	8	14	24	5	
Total Intake 2021	55	4	8	14	24	5	
1 2022 MASTER OF EDUCATION (JUNE-2020)	55	4	8	14	24	5	
Total Intake 2022	55	4	8	14	24	5	
1 2023 MASTER OF EDUCATION (JUNE-2020)	55	4	8	14	24	5	
Total Intake 2023	55	4	8	14	24	5	
1 2024 MASTER OF EDUCATION (JUNE-2020)	55	4	8	14	24	5	
Total Intake 2024	55	4	8	14	24	5	
Total Intake	385	28	56	98	168	35	

  
Professor & Head  
Department of Education  
K.S.K.V. Kachchh University  
BHJJ(KACHCHH)-370 001


100-100000-100000  
100-100000-100000  
100-100000-100000  
100-100000-100000



**Intake Detail Category Wise for NAAC  
MOST URGENT**

Sr	Year	ProgramName	CollegeName	Total Intake	SC Intake	ST Intake	SEBC Intake	General Intake	EWS Intake
12	2018	MASTER OF SCIENCE (CHEMISTRY) (JUNE-2016)	(UD08) - DEPARTMENT OF CHEMISTRY	100	04	00	25	43	00
33	2019	MASTER OF SCIENCE (CHEMISTRY) (JUNE-2016)	(UD08) - DEPARTMENT OF CHEMISTRY	100	10	01	35	35	00
54	2020	MASTER OF SCIENCE (CHEMISTRY) (JUNE-2016)	(UD08) - DEPARTMENT OF CHEMISTRY	100	15	00	28	37	00
75	2021	MASTER OF SCIENCE (CHEMISTRY) (JUNE-2016)	(UD08) - DEPARTMENT OF CHEMISTRY	100	03	01	39	19	19
94	2022	MASTER OF SCIENCE (CHEMISTRY) (JUNE-2016)	(UD08) - DEPARTMENT OF CHEMISTRY	100	07	00	35	17	16
113	2023	MASTER OF SCIENCE (CHEMISTRY) (JUNE-2016)	(UD08) - DEPARTMENT OF CHEMISTRY	100	11	00	36	21	12
133	2024	MASTER OF SCIENCE (CHEMISTRY) (JUNE-2016)	(UD08) - DEPARTMENT OF CHEMISTRY	100	02	23	00	09	13



  
 Professor & Head,  
 Department of Chemistry,  
 K.S.K.V Kachchh University  
 BHUJ(KACHCHH)-370 001







# Krantiguru Shyamji Krishna Verma Kachchh University

## Department Wise Course Wise Intake Detail

### (UD09) - DEPARTMENT OF COMPUTER SCIENCE

Sr			TotalIntake	SC	ST	SEBC	General	EWS	TFW
1	2018	MASTER OF SCIENCE (COMPUTER APPLICATIONS & INFORMATION TECHNOLOGY) (INTEGRATED) (JUNE-2016)	60	4	9	16	31	0	
2	2018	MASTER OF SCIENCE (INFORMATION TECHNOLOGY) (JUNE-2016)	60	4	9	16	31	0	
3	2018	POST GRADUATE DIPLOMA IN COMPUTER APPLICATION (JUNE-2016)	60	4	9	16	31	0	
Total Intake 2018			180	12	27	48	93	0	
1	2019	MASTER OF SCIENCE (COMPUTER APPLICATIONS & INFORMATION TECHNOLOGY) (INTEGRATED) (JUNE-2016)	75	5	11	20	31	8	
2	2019	MASTER OF SCIENCE (INFORMATION TECHNOLOGY) (JUNE-2016)	75	5	11	20	31	8	
3	2019	POST GRADUATE DIPLOMA IN COMPUTER APPLICATION (JUNE-2016)	75	5	11	20	31	8	
Total Intake 2019			225	15	33	60	93	24	
1	2020	MASTER OF SCIENCE (COMPUTER APPLICATIONS & INFORMATION TECHNOLOGY) (INTEGRATED) (JUNE-2016)	75	5	11	20	31	8	
2	2020	MASTER OF SCIENCE (INFORMATION TECHNOLOGY) (JUNE-2016)	75	5	11	20	31	8	
3	2020	POST GRADUATE DIPLOMA IN COMPUTER APPLICATION (JUNE-2016)	75	5	11	20	31	8	
Total Intake 2020			225	15	33	60	93	24	
1	2021	MASTER OF SCIENCE (COMPUTER APPLICATIONS & INFORMATION TECHNOLOGY) (INTEGRATED) (JUNE-2016)	75	5	11	20	31	8	
2	2021	MASTER OF SCIENCE (INFORMATION TECHNOLOGY) (JUNE-2016)	75	5	11	20	31	8	
3	2021	POST GRADUATE DIPLOMA IN COMPUTER APPLICATION (JUNE-2016)	75	5	11	20	31	8	
Total Intake 2021			225	15	33	60	93	24	

## (UD09) - DEPARTMENT OF COMPUTER SCIENCE

Sr			Total Intake	SC	ST	SEBC	General	EWS	TFW
1	2022	MASTER OF SCIENCE (INFORMATION TECHNOLOGY) (JUNE-2016)	75	5	11	20	31	8	
2	2022	POST GRADUATE DIPLOMA IN COMPUTER APPLICATION (JUNE-2016)	75	5	11	20	31	8	
Total Intake 2022			150	10	22	40	62	16	
1	2023	MASTER OF SCIENCE (COMPUTER APPLICATION AND INFORMATION TECHNOLOGY) (INTEGRATED) (JUNE-2023) (NEP BASED)	75	5	11	20	31	8	
2	2023	POST GRADUATE DIPLOMA IN COMPUTER APPLICATION (JUNE-2016)	75	5	11	20	31	8	
Total Intake 2023			150	10	22	40	62	16	
1	2024	BACHELOR OF SCIENCE IN COMPUTER SCIENCE (HONS)	75	5	11	20	31	8	
2	2024	MASTER OF SCIENCE (COMPUTER APPLICATION AND INFORMATION TECHNOLOGY) (INTEGRATED) (JUNE-2023) (NEP BASED)	75	5	11	20	31	8	
3	2024	POST GRADUATE DIPLOMA IN COMPUTER APPLICATION (JUNE-2016)	75	5	11	20	31	8	
Total Intake 2024			225	15	33	60	93	24	
Total Intake			1380	92	203	368	589	128	

*Mahar*  
19/10/24

HEAD (I.C.)  
Department of Computer Science  
K.S.K.V. Kachchh University  
Bhuj (Kachchh)- 370 001.



## Department Wise Course Wise Intake Detail

### (UD10) - DEPARTMENT OF SOCIAL WORK

Sr			TotalIntake	SC	ST	SEBC	General	EWS	TFW
1	2018	MASTER OF SOCIAL WORKS (JUNE-2016)	60	4	8	16	26	6	
2	2018	POST GRADUATE DIPLOMA IN INDUSTRIAL RELATION AND HUMAN RESOURCE DEVELOPMENT (JUNE-2016)	60	4	8	16	26	6	
Total Intake 2018			120	8	16	32	52	12	
1	2019	MASTER OF SOCIAL WORKS (JUNE-2016)	60	4	8	16	26	6	
2	2019	POST GRADUATE DIPLOMA IN INDUSTRIAL RELATION AND HUMAN RESOURCE DEVELOPMENT (JUNE-2016)	60	4	8	16	26	6	
Total Intake 2019			120	8	16	32	52	12	
1	2020	MASTER OF SOCIAL WORKS (JUNE-2016)	60	4	8	16	26	6	
2	2020	POST GRADUATE DIPLOMA IN INDUSTRIAL RELATION AND HUMAN RESOURCE DEVELOPMENT (JUNE-2016)	60	4	8	16	26	6	
Total Intake 2020			120	8	16	32	52	12	
1	2021	MASTER OF SOCIAL WORKS (JUNE-2016)	60	4	8	16	26	6	
2	2021	POST GRADUATE DIPLOMA IN INDUSTRIAL RELATION AND HUMAN RESOURCE DEVELOPMENT (JUNE-2016)	60	4	8	16	26	6	
Total Intake 2021			120	8	16	32	52	12	
1	2022	MASTER OF SOCIAL WORKS (JUNE-2016)	60	4	8	16	26	6	
2	2022	POST GRADUATE DIPLOMA IN INDUSTRIAL RELATION AND HUMAN RESOURCE DEVELOPMENT (JUNE-2016)	60	4	8	16	26	6	
Total Intake 2022			120	8	16	32	52	12	
1	2023	MASTER OF SOCIAL WORKS (JUNE-2016)	60	4	8	16	26	6	
2	2023	POST GRADUATE DIPLOMA IN INDUSTRIAL RELATION AND HUMAN RESOURCE DEVELOPMENT (JUNE-2016)	60	4	8	16	26	6	
Total Intake 2023			120	8	16	32	52	12	

(UD10) - DEPARTMENT OF SOCIAL WORK

Sr			TotalIntake	SC	ST	SEBC	General	EWS	TFW
1	2024	MASTER OF PUBLIC ADMINISTRATION (JUNE-2016)	60	4	8	16	26	6	
2	2024	MASTER OF SOCIAL WORKS (JUNE-2016)	60	4	8	16	26	6	
3	2024	POST GRADUATE DIPLOMA IN INDUSTRIAL RELATION AND HUMAN RESOURCE DEVELOPMENT (JUNE-2016)	60	4	8	16	26	6	
Total Intake 2024			180	12	24	48	78	18	
Total Intake			900	60	120	240	390	90	



# Krantiguru Shyamji Krishna Verma Kachchh University

## Department Wise Course Wise Intake Detail

(UD11) - DEPARTMENT OF PUBLIC ADMINISTRATION

Sr		Total Intake	SC	ST	SEBC	General	EWS	TFW
1	2018 MASTER OF PUBLIC ADMINISTRATION (JUNE-2016)	60	4	8	16	26	0	
Total Intake 2018		60	4	8	16	26	0	
1	2019 MASTER OF PUBLIC ADMINISTRATION (JUNE-2016)	60	4	8	16	26	6	
Total Intake 2019		60	4	8	16	26	6	
1	2020 MASTER OF PUBLIC ADMINISTRATION (JUNE-2016)	60	4	8	16	26	6	
Total Intake 2020		60	4	8	16	26	6	
1	2021 MASTER OF PUBLIC ADMINISTRATION (JUNE-2016)	60	4	8	16	26	6	
Total Intake 2021		60	4	8	16	26	6	
1	2022 MASTER OF PUBLIC ADMINISTRATION (JUNE-2016)	60	4	8	16	26	6	
Total Intake 2022		60	4	8	16	26	6	
1	2023 MASTER OF PUBLIC ADMINISTRATION (JUNE-2016)	60	4	8	16	26	6	
Total Intake 2023		60	4	8	16	26	6	
Total Intake		360	24	48	96	156	30	





# Krantiguru Shyamji Krishna Verma Kachchh University

## Department Wise Course Wise Intake Detail

### (UD12) - DEPARTMENT OF ARCHAEOLOGY

Sr	Total Intake	SC	ST	SEBC	General	EWS	TFW
1 2018 MASTER OF ARTS (ARCHEOLOGY) (JUNE-2016)	60	4	9	16	31	0	
Total Intake 2018	60	4	9	16	31	0	
1 2019 MASTER OF ARTS (ARCHEOLOGY) (JUNE-2016)	75	5	11	20	31	8	
Total Intake 2019	75	5	11	20	31	8	
1 2020 MASTER OF ARTS (ARCHEOLOGY) (JUNE-2016)	75	5	11	20	31	8	
Total Intake 2020	75	5	11	20	31	8	
1 2021 MASTER OF ARTS (ARCHEOLOGY) (JUNE-2016)	75	5	11	20	31	8	
Total Intake 2021	75	5	11	20	31	8	
1 2022 MASTER OF ARTS (ARCHEOLOGY) (JUNE-2016)	75	5	11	20	31	8	
Total Intake 2022	75	5	11	20	31	8	
1 2023 MASTER OF ARTS (ARCHEOLOGY) (JUNE-2016)	75	5	11	20	31	8	
Total Intake 2023	75	5	11	20	31	8	
1 2024 MASTER OF ARTS (ARCHEOLOGY) (JUNE-2016)	75	5	11	20	31	8	
Total Intake 2024	75	5	11	20	31	8	
Total Intake	510	34	75	136	217	48	

  
Head

Department of Archaeology  
K.S.K.V. Kachchh University  
Bhuj - 370001








# Krantiguru Shyamji Krishna Verma Kachchh University

## Department Wise Course Wise Intake Detail

### (UD13) - DEPARTMENT OF PSYCHOLOGY

Sr	TotalIntake	SC	ST	SEBC	General	EWS	TFW
1 2018 MASTER OF ARTS (PSYCHOLOGY) (JUNE-2017)	75	5	11	19	32	8	
Total Intake 2018	75	5	11	19	32	8	
1 2019 MASTER OF ARTS (PSYCHOLOGY) (JUNE-2017)	75	5	11	19	32	8	
Total Intake 2019	75	5	11	19	32	8	
1 2020 MASTER OF ARTS (PSYCHOLOGY) (JUNE-2017)	75	5	11	19	32	8	
Total Intake 2020	75	5	11	19	32	8	
1 2021 MASTER OF ARTS (PSYCHOLOGY) (JUNE-2017)	75	5	11	19	32	8	
Total Intake 2021	75	5	11	19	32	8	
1 2022 MASTER OF ARTS (PSYCHOLOGY) (JUNE-2017)	75	5	11	19	32	8	
Total Intake 2022	75	5	11	19	32	8	
1 2023 MASTER OF ARTS (PSYCHOLOGY) (JUNE-2017)	75	5	11	19	32	8	
Total Intake 2023	75	5	11	19	32	8	
1 2024 MASTER OF ARTS (PSYCHOLOGY) (JUNE-2017)	75	5	11	19	32	8	
Total Intake 2024	75	5	11	19	32	8	
Total Intake	525	35	77	133	224	56	





## Department Wise Course Wise Intake Detail

### (UD14) - DEPARTMENT OF SOCIOLOGY

Sr	Total Intake	SC	ST	SEBC	General	EWS	TFW
1 2018 MASTER OF ARTS (SOCIOLOGY) (JUNE-2017)	60	4	9	16	31	0	
Total Intake 2018	60	4	9	16	31	0	
1 2019 MASTER OF ARTS (SOCIOLOGY) (JUNE-2017)	75	5	11	20	31	8	
Total Intake 2019	75	5	11	20	31	8	
1 2020 MASTER OF ARTS (SOCIOLOGY) (JUNE-2017)	75	5	11	20	31	8	
Total Intake 2020	75	5	11	20	31	8	
1 2021 MASTER OF ARTS (SOCIOLOGY) (JUNE-2017)	75	5	11	20	31	8	
Total Intake 2021	75	5	11	20	31	8	
1 2022 MASTER OF ARTS (SOCIOLOGY) (JUNE-2017)	75	5	11	20	31	8	
2 2022 MASTER OF ARTS (SOCIOLOGY) (JUNE-2017)	75	5	11	20	31	8	
Total Intake 2022	150	10	22	40	62	16	
1 2023 MASTER OF ARTS (SOCIOLOGY) (JUNE-2017)	75	5	11	20	31	8	
2 2023 MASTER OF ARTS (SOCIOLOGY) (JUNE-2017)	75	5	11	20	31	8	
Total Intake 2023	150	10	22	40	62	16	
1 2024 MASTER OF ARTS (SOCIOLOGY) (JUNE-2017)	75	5	11	20	31	8	
2 2024 MASTER OF ARTS (SOCIOLOGY) (JUNE-2017)	75	5	11	20	31	8	
Total Intake 2024	150	10	22	40	62	16	

HEAD  
Department of Sociology  
K.S.K.V. Kachchh University  
Bhuj-Kachchh-370001.

(UD14) - DEPARTMENT OF SOCIOLOGY

Sr  
Total Intake

TotalIntake	SC	ST	SEBC	General	EWS	TFW
<b>735</b>	<b>49</b>	<b>108</b>	<b>196</b>	<b>310</b>	<b>72</b>	



# Krantiguru Shyamji Krishna Verma Kachchh University

## Department Wise Course Wise Intake Detail

### (UD15) DEPARTMENT OF LAW

Sr	Total Intake	SC	ST	SEBC	General	EWS	TFW
1 2022 MASTER OF LAWS (JUNE-2022)	75	5	11	19	32	8	
Total Intake 2022	75	5	11	19	32	8	
1 2023 MASTER OF LAWS (JUNE-2022)	75	5	11	19	32	8	
Total Intake 2023	75	5	11	19	32	8	
1 2024 MASTER OF LAWS (JUNE-2022)	75	5	11	19	32	8	
Total Intake 2024	75	5	11	19	32	8	
Total Intake	225	15	33	57	96	24	

for   
Head  
Department of Law  
KSKV Kachchh University-Bhuj.





**Department Wise Course Wise Intake Detail**

(UD16) DEPARTMENT OF HISTORY

Sr	Total Intake	SC	ST	SEBC	General	EWS	TFW
1 2023 MASTER OF ARTS (HISTORY) (JUNE-2023)	75	5	11	20	32	7	
Total Intake 2023	75	5	11	20	32	7	
1 2024 MASTER OF ARTS (HISTORY) (JUNE-2023)	85	6	13	23	35	8	
Total Intake 2024	85	6	13	23	35	8	
Total Intake	160	11	24	43	67	15	

  
JAC Head  
Department of History  
KSKV Kachchh University  
BHUJ

1917  
HONORABLE MEMBERS  
OF THE HOUSE OF REPRESENTATIVES  
WASHINGTON, D. C.





# Krantiguru Shyamji Krishna Verma Kachchh University

## Department Wise Course Wise Intake Detail

(UD18) - DEPARTMENT OF HINDI

Sr	Total Intake	SC	ST	SEBC	General	EWS	TFW
1 2024 MASTER OF ARTS (HINDI) (JUNE-2016)	75	5	11	20	31	8	
Total Intake 2024	75	5	11	20	31	8	
Total Intake	75	5	11	20	31	8	

  
HEAD  
Dept. of Hindi  
KSKV Kachchh University  
Bhuj-Kachchh





# Krantiguru Shyamji Krishna Verma Kachchh University

## Department Wise Course Wise Intake Detail

(UD20) DEPARTMENT OF ENVIRONMENT AND LIFE SCIENCE

Sr		Total Intake	SC	ST	SEBC	General	EWS	TFW
1	2024 MASTER OF SCIENCE (ENVIRONMENTAL SCIENCE) (JUNE-2016)	75	5	11	20	31	8	
Total Intake 2024		75	5	11	20	31	8	
Total Intake		75	5	11	20	31	8	

**Head**  
**Department Of Earth & Environmental Science,**  
**K.S.K.V. Kachchh University**  
**Bluj-Kachchh-370001**

